

# Pre A1 Starters


## Test 1 Answers

## Listening

### Part 1 (5 marks)

Lines should be drawn between:

- 1 Sue and the girl in a red skirt, looking at a lizard
- 2 Eva and the girl on the phone, taking a photo of a monkey
- 3 Ben and the boy flying a kite
- 4 Alice and the girl on a rug, holding a guitar
- 5 Hugo and the boy fishing, with a jellyfish next to him



### Part 2 (5 marks)

- 1 C-R-O-S-S
- 2 B-A-T-H
- 3 11/eleven
- 4 K-I-M
- 5 19/nineteen

### Part 3 (5 marks)

1 B




2 B




3 C



4 A




5 C



## Part 4 (5 marks)

- 1 Colour the book between the clock and the flowers – green
- 2 Colour the book in the bag – purple
- 3 Colour the book on the cupboard – orange
- 4 Colour the book on the table – blue
- 5 Colour the book in the teacher's hands – brown



## Audioscript

**Hello. This is the Cambridge Assessment English Pre A1 Starters Listening Test.**

**Part 1 Look at Part 1. Now look at the picture. Listen and look. There is one example.**

- BOY: Here's a photo of me and my friends at the beach, Miss Page.  
 WOMAN: It's a great picture! Who's that boy with the baseball cap?  
 BOY: That's Mark. He likes baseball.  
 WOMAN: Mark would like to play a game.  
 BOY: Yes, he would!

**Can you see the line? This is an example.**

**Now you listen and draw lines.**

**1**

- WOMAN: What's that girl looking at?  
 BOY: The girl with the red skirt? She's looking at a lizard on the tree.  
 WOMAN: Oh, yes. What's her name? Is she your friend Sue?  
 BOY: Yes! Sue loves animals.

**2**

- BOY: There's my friend Eva. Look. Eva's taking a photo on her phone.  
 WOMAN: Yes! A photo of a monkey!  
 BOY: It's got a coconut.  
 WOMAN: Oh yes.

**3**

- WOMAN: Is that boy's name Ben?  
 BOY: The boy with the kite? Yes. That's Ben.  
 WOMAN: Is it a new kite?  
 BOY: Yes, it is. It's fantastic!

**4**

- WOMAN: There's a girl on the rug. Who's she?  
 BOY: Her name's Alice.  
 WOMAN: Can Alice play that guitar?  
 BOY: Yes, she can. She's really good.

**5**

- BOY: Can you see Hugo?  
 WOMAN: Who's he? Is he your friend, too?  
 BOY: No, he isn't. Hugo's my brother. Look! There's a jellyfish on the sand. It's next to his feet.  
 WOMAN: Yes! There is!

**Now listen to Part 1 again.**  
**[The recording is repeated.]**  
**That is the end of Part 1.**

**Part 2 Look at the picture. Listen and write a name or a number. There are two examples.**

BOY: Hello, I'm Alex. I'm here for the football class.  
WOMAN: Hello. I'm your teacher, Mrs Pen.  
BOY: Do you spell Pen P-E-N?  
WOMAN: That's right.  
WOMAN: How old are you Alex?  
BOY: I'm eight years old.  
WOMAN: You're eight?  
BOY: Yes, I am.

**Can you see the answers?**  
**Now you listen and write a name or a number.**

**1**

WOMAN: What's your family name, Alex?  
BOY: It's Cross.  
WOMAN: How do you spell Cross, please?  
BOY: It's C-R-O-S-S.  
WOMAN: Thank you.

**2**

WOMAN: Where do you live, Alex?  
BOY: I live in Bath Street.  
WOMAN: Bath Street! That's a funny name! Is that B-A-T-H?  
BOY: Yes, it is. It's a nice street. I like living there.

**3**

WOMAN: Which number is your house?  
BOY: Number eleven. It's got a big garden.  
WOMAN: Number eleven . . . OK.  
BOY: I play football in the garden.  
WOMAN: Do you? Great!

**4**

BOY: My sister plays football, too.  
WOMAN: Does she? What's her name?  
BOY: It's Kim. K-I-M.

WOMAN: Oh, yes. I know Kim. She loves football!  
BOY: I know!

**5**

BOY: How many children are in the class?  
WOMAN: There are nineteen.  
BOY: Nineteen! Wow! That's a lot!  
WOMAN: Yes, it is. The class is fun!

**Now listen to Part 2 again.**  
**[The recording is repeated.]**  
**That is the end of Part 2.**

**Part 3 Look at the pictures. Now listen and look. There is one example.**

**Which is the boy's lunch?**

WOMAN: What would you like for lunch today? Do you want some meatballs?  
BOY: No, thanks. I'd like a burger!  
WOMAN: Sorry, you can't have that today. Would you like some chicken?  
BOY: Yes, OK. Thanks, Mom.

**Can you see the tick?**

**Now you listen and tick the box.**

**1 Which is Dan's new T-shirt?**

GIRL: I like that grey T-shirt, Dan. Is it new?  
BOY: No, it's old. That white one is new.  
GIRL: It's nice! My favourite colour is black.  
BOY: Is it?

**2 Where does the girl's grandma live?**

GIRL: Where does Grandma live now, Dad? Does she live in an apartment?  
MAN: No, she doesn't. She lives in a boat!  
GIRL: Wow! That's fantastic! She doesn't live in a house!  
MAN: That's right.

**3 Where's Dad now?**

GIRL: Hi, Mum! Where's Dad? He isn't in the living room.

WOMAN: I don't know. Is he in the garden?

GIRL: No, he isn't. Listen! He's in the bedroom.

WOMAN: Oh, yes! He's listening to music.

#### **4 What is the boy's favourite animal at the zoo?**

BOY: I like coming to this zoo. But I don't like the crocodiles. They're scary.

GIRL: I know. Do you like the elephants?

BOY: Yes. But I really love the bears.

GIRL: OK. Let's go look at them now.

#### **5 Who is playing table tennis now?**

GIRL: My dad loves playing table tennis, Tom. Does yours?

BOY: Yes, he does. He's playing table tennis with your dad now! They're at my house.

GIRL: Oh, are they? I love that game, too. Do you?

BOY: Yes, I play with my sister.

**Now listen to Part 3 again.**

**[The recording is repeated.]**

**That is the end of Part 3.**

#### **Part 4 Look at the picture. Listen and look. There is one example.**

MAN: Look! Can you see the classroom?

GIRL: Yes, I can. There are lots of books in the classroom. Can I colour one of them?

MAN: Yes, you can. Which book would you like to colour?

GIRL: Can I colour the one on the chair?

MAN: Yes. Colour the book on the chair yellow.

GIRL: OK.

**Can you see the yellow book? This is an example.**

**Now you listen and colour.**

#### **1**

GIRL: There's a book between the clock and the flowers.

MAN: Yes, there is. Do you want to colour it?

GIRL: Yes, I do. Can I colour the book between the clock and the flowers green?

MAN: Yes, you can. That's a nice colour.

#### **2**

MAN: There's a bag on the floor. It's got a book in it.

GIRL: Yes, it has.

MAN: Can you colour that book now?

GIRL: Yes, I can. Can I colour the book in the bag purple?

MAN: Yes, you can.

#### **3**

MAN: Now colour the book on the cupboard.

GIRL: The book on the cupboard? OK. What colour?

MAN: Do it orange.

GIRL: OK . . . I'm doing that now.

MAN: Great.

#### **4**

GIRL: Can I colour the book on the table now?

MAN: Yes, you can. Colour the book on the table blue.

GIRL: OK. I like that colour.

MAN: Me too. It's my favourite colour.

#### **5**

MAN: The teacher's got a book, too.

GIRL: Yes, she's showing it to that boy.

MAN: Yes, she is. Can you colour that book brown?

GIRL: OK. Look! Do you like the picture now?

MAN: It's fantastic!

**Now listen to Part 4 again.**

**[The recording is repeated.]**

**That is the end of the Pre A1 Starters Listening Test.**

# Test 1 Answers

# Reading and Writing

---

## Part 1 (5 marks)

- 1 ✓
- 2 ✗
- 3 ✗
- 4 ✗
- 5 ✓

## Part 2 (5 marks)

- 1 yes
- 2 no
- 3 yes
- 4 yes
- 5 no

## Part 3 (5 marks)

- 1 bike
- 2 boat
- 3 plane
- 4 train
- 5 helicopter

## Part 4 (5 marks)

- 1 cupboard
- 2 posters
- 3 games
- 4 radio
- 5 book

## Part 5 (5 marks)

- 1 girl/sister
- 2 mat/rug/floor/carpet
- 3 (baseball) cap/hat
- 4 boy/brother
- 5 garden

# Pre A1 Starters

## Test 2 Answers

## Listening

### Part 1 (5 marks)

Lines should be drawn between:

- 1 Tom and the man eating the burger, sitting next to the flowers
- 2 Alice and the woman in the jacket with birds, and a big shopping bag
- 3 Grace and the small girl pointing at the dog, with her brother
- 4 Mark and the boy holding the plane
- 5 May and the woman walking in front of the toy shop




### Part 2 (5 marks)


- 1 C-A-N-D-Y
- 2 15/fifteen
- 3 L-E-M-O-N
- 4 10/ten
- 5 J-U-M-P

### Part 3 (5 marks)


1 C



2 A



3 C



4 C




5 A



### Part 4 (5 marks)

- 1 Colour the apple on the tree – green
- 2 Colour the apple on the floor next to the train – yellow
- 3 Colour the apple on the boy's T-shirt – pink
- 4 Colour the apple on the door – brown
- 5 Colour the apple on the poster – blue



### Audioscript

**Hello. This is the Cambridge Assessment English Pre A1 Starters Listening Test.**

**Part 1 Look at Part 1. Now look at the picture. Listen and look. There is one example.**

- GIRL: I know the people here, Grandpa.  
MAN: Do you?  
GIRL: Yes. Can you see that boy? He's looking at the fish in the water.  
MAN: Oh, yes. Is his name Sam?  
GIRL: Yes. That's right. Sam loves fish.

**Can you see the line? This is an example.**

**Now you listen and draw lines.**

**1**

- MAN: Who's that man? He's sitting next to the flowers.  
GIRL: That's my dad's friend. His name's Tom.  
MAN: Is he eating a burger?  
GIRL: Yes. That's Tom's favourite food.

**2**

- GIRL: There's my Mom's friend Alice, too.  
MAN: Where?  
GIRL: She's got birds on her jacket.  
MAN: Oh, yes. She's got a big bag.  
GIRL: Yes, Alice comes to the stores a lot!

**3**

- MAN: What's the name of that girl? She's pointing to the dog.  
GIRL: Her name's Grace.  
MAN: Is Grace with her brother?  
GIRL: Yes, she is.

**4**

- GIRL: Can you see the boy with the plane?  
MAN: Yes?  
GIRL: His name's Mark.  
MAN: Does Mark like planes?  
GIRL: Yes. That's his new one.

**5**

- MAN: And do you know that woman? She's walking in front of the toy shop.  
GIRL: Oh, yes. That's my teacher. Her name's May.  
MAN: May's a nice name.



GIRL: Yes. And she's a very nice teacher.  
Can we go to the toy shop and say  
hello to her?

MAN: OK.

**Now listen to Part 1 again.**

**[The recording is repeated.]**

**That is the end of Part 1.**

**Part 2 Look at the picture. Listen and  
write a name or a number.  
There are two examples.**

WOMAN: Hello. What's your name?

BOY: It's Bill.

WOMAN: Bill? Do you spell that B-I-L-L?

BOY: Yes.

WOMAN: And how old are you?

BOY: I'm seven.

WOMAN: Seven?

BOY: Yes. That's right.

**Can you see the answers?**

**Now you listen and write a  
name or a number.**

**1**

WOMAN: What are you drawing, Bill?

BOY: It's a picture of a monster. It's a girl  
monster.

WOMAN: It's very good. Has she got a name?

BOY: Yes. Her name's Candy.  
That's C-A-N-D-Y.

WOMAN: Candy. That's a cool name for a  
monster!

BOY: Thanks.

**2**

WOMAN: How old is your monster?

BOY: She's fifteen.

WOMAN: Fifteen years old! Does she go to  
school?

BOY: Yes, she does. She likes school a lot.

WOMAN: That's good.

**3**

WOMAN: Where is the monster's school?

BOY: It's in Lemon Street. You spell that  
L-E-M-O-N.

WOMAN: Lemon? Do the children in that  
school like fruit?

BOY: Yes, they do!

**4**

WOMAN: Has the monster got a big family?

BOY: Yes. She's got ten sisters.

WOMAN: Ten sisters? Wow!

BOY: Yes. It's a lot.

**5**

WOMAN: And has the monster got a brother?

BOY: Yes, one. His name's Jump.

WOMAN: Jump. Is that J-U-M-P?

BOY: Yes. He's very small. He's a baby.  
And his big sister loves him a lot.

**Now listen to Part 2 again.**

**[The recording is repeated.]**

**That is the end of Part 2.**

**Part 3 Look at the pictures. Now listen  
and look. There is one example.**

**What sport is Mark playing?**

MAN: Where's Mark? Is he playing table  
tennis?

WOMAN: No, he's in the park with his friends.

MAN: Are they playing hockey?

WOMAN: No, they're playing basketball today.

**Can you see the tick?**

**Now you listen and tick the box.**

**1 Where can Kim put the  
pencils?**

GIRL: Mr Black. Where can I put the  
pencils? In the cupboard?

MAN: Er . . . don't put them there, Kim.  
Put them next to the computer.

GIRL: The one on the bookcase?

MAN: No, the one on my desk.

**2 What is Lucy wearing?**

WOMAN: Is that Lucy? The girl with the glasses?

GIRL: Lucy doesn't wear glasses, Mom.  
Look – that's her. She's wearing  
a dress.

WOMAN: And boots?

GIRL: No, she's got shoes on today.



### 3 What animals can Ben see at the zoo today?

- BOY: This zoo's great, Dad. Where are the lizards?  
MAN: They don't have those here, Ben. But there are hippos there, look.  
BOY: They're very ugly. I don't like them. Can we go and see the zebras?  
MAN: Not today. Let's go home now.  
BOY: Oh, Dad!

### 4 What is Dan's mum doing?

- WOMAN: Where's your mum, Dan? Is she making dinner?  
BOY: No, she's in the living room.  
WOMAN: Is she watching TV?  
BOY: No, she's talking on the phone to Grandpa.  
WOMAN: Oh.

### 5 How can Eva go to school today?

- GIRL: Oh dear, Dad. I can't walk to school today. I've got a lot of books.  
MAN: Go on your bike.  
GIRL: It's at my friend's house.  
MAN: Oh, Eva! Come with me in the car then. But I'm going now!

### Now listen to Part 3 again.

[The recording is repeated.]

### That is the end of Part 3.

### Part 4 Look at the picture. Listen and look. There is one example.

- BOY: Look at this picture of a kitchen. The children are having lunch.  
WOMAN: Yes. It's nice. They like apples in that house!  
BOY: Yes. Let's colour them.  
WOMAN: Can you colour the apple on the table?  
BOY: The apple on the table? OK. I'm colouring that red.  
WOMAN: Good.

### Can you see the red apple? This is an example.

### Now you listen and colour.

#### 1

- BOY: There's an apple on the tree.  
WOMAN: On the tree?  
BOY: Yes, look. In the garden.  
WOMAN: Oh, yes. What colour is that apple?  
BOY: Er . . . green.  
WOMAN: OK. Do it that colour.

#### 2

- BOY: And now I'd like to do a yellow apple.  
WOMAN: Right. Which apple is that colour?  
BOY: Can you see that one on the floor?  
WOMAN: Next to the train?  
BOY: Yes, that's right. I'm colouring that apple now.

#### 3

- WOMAN: What now?  
BOY: I'd like to colour that apple.  
WOMAN: Which one?  
BOY: On the boy's T-shirt. I'm doing it pink.  
WOMAN: The apple on the boy's T-shirt. OK.

#### 4

- BOY: There's an apple on the door.  
WOMAN: Oh, yes. Can you do that apple brown?  
BOY: The apple on the door?  
WOMAN: Yes, please.  
BOY: Right. I'm doing that apple now.

#### 5

- BOY: There's a funny poster on the wall.  
WOMAN: Yes, there is. Would you like to colour the apple on the poster?  
BOY: Right. What colour?  
WOMAN: Er . . . blue.  
BOY: Oh, OK.  
WOMAN: There. That's a great picture now.

### Now listen to Part 4 again.

[The recording is repeated]

### That is the end of the Pre A1 Starters Listening Test.

# Test 2 Answers

# Reading and Writing

---

## Part 1 (5 marks)

- 1 x
- 2 ✓
- 3 ✓
- 4 x
- 5 ✓

## Part 2 (5 marks)

- 1 yes
- 2 no
- 3 no
- 4 no
- 5 yes

## Part 3 (5 marks)

- 1 fries
- 2 bread
- 3 grapes
- 4 sausage
- 5 watermelon

## Part 4 (5 marks)

- 1 jeans
- 2 playground
- 3 ice creams
- 4 television
- 5 piano

## Part 5 (5 marks)

- 1 caps/hats
- 2 skateboard
- 3 (tennis) ball
- 4 four/4
- 5 tree

# Pre A1 Starters

## Test 3 Answers

## Listening

### Part 1 (5 marks)

Lines should be drawn between:


- 1 Ben and the boy by the pond counting fish
- 2 Lucy and the girl drawing flowers
- 3 Eva and the girl on the skateboard
- 4 Tom and the boy with the tennis racket, hitting the ball
- 5 Pat and the boy sleeping on the mat

### Part 2 (5 marks)


- 1 B-A-L-L
- 2 M-O-U-S-E
- 3 19/nineteen
- 4 N-I-C-K
- 5 10/ten

### Part 3 (5 marks)


1 A



2 B




3 C



4 B




5 A



### Part 4 (5 marks)

- 1 Colour the duck on the bookcase – purple
- 2 Colour the duck under the lamp – yellow
- 3 Colour the duck in the girl's arms – brown
- 4 Colour the duck on the TV – red
- 5 Colour the duck on the table – grey



### Audioscript

**Hello. This is the Cambridge Assessment English Pre A1 Starters Listening Test.**

**Part 1 Look at Part 1. Now look at the picture. Listen and look. There is one example.**

- GIRL: This is a photo of me and my friends in my grandpa's garden, Mr Brown.
- MAN: That's great! Who's that? The girl under the tree?
- GIRL: Her name's Grace.
- MAN: What's she reading?
- GIRL: A story about polar bears. Grace loves animals.

**Can you see the line? This is an example.**

**Now you listen and draw lines.**

**1**

- MAN: Who's the boy next to the water?
- GIRL: That's Ben. He's counting the fish.
- MAN: Oh! That's funny.
- GIRL: I know. Ben counts lots of things.

**2**

- GIRL: And that's Lucy. She's got some paper and crayons.
- MAN: Is she drawing the flowers?
- GIRL: Yes, Lucy loves them.
- MAN: So do I. They're beautiful.

**3**

- MAN: And what's that girl's name? The girl on the skateboard?
- GIRL: That's Eva. I sit next to her at school.
- MAN: Is that her skateboard?
- GIRL: No, it's her brother's, but Eva plays with it a lot.

**4**

- MAN: That boy's got a nice tennis racket.
- GIRL: That's Tom.
- MAN: Does Tom play a lot of tennis?
- GIRL: Yes, he plays with his friends.

**5**

- GIRL: And look there. That's my friend Pat. He's sleeping.
- MAN: Does he sleep in the garden a lot?
- GIRL: Yes, he likes it. It's his favourite thing.
- MAN: That's good. You've got some nice friends.
- GIRL: Yes, I have.

**Now listen to Part 1 again.**

**[The recording is repeated.]**

**That is the end of Part 1.**

**Part 2** Look at the picture. Listen and write a name or a number. There are two examples.

BOY: Hello. I'd like to play basketball here, please.

WOMAN: Very good. What's your name, please?

BOY: Hugo.

WOMAN: Is that H-U-G-O?

BOY: That's right. Hugo.

WOMAN: How old are you?

BOY: I'm nine.

WOMAN: Nine. OK. You can play basketball.

BOY: Great.

**Can you see the answers?**

**Now you listen and write a name or a number.**

**1**

WOMAN: What's your family name please, Hugo?

BOY: It's Ball.

WOMAN: Is that B-A-L-L?

BOY: Yes. Ball. That's right.

**2**

WOMAN: Now, where do you live, Hugo?

BOY: In Mouse Street. That's M-O-U-S-E.

WOMAN: Mouse Street! That's a funny name!

BOY: Yes, but I like it. I like animals.

WOMAN: Me too.

**3**

WOMAN: What's the number of your house?

BOY: It's nineteen. It's next to the school.

WOMAN: Nineteen?

BOY: Yes.

**4**

BOY: My friend wants to play basketball, too.

WOMAN: What's his name?

BOY: It's Nick, N-I-C-K.

WOMAN: Nick. OK.

**5**

WOMAN: And how old is your friend?

BOY: He's ten. It's his birthday today.

WOMAN: Ten, that's good. Happy birthday to him!

BOY: Thank you. Can I go and play basketball now?

WOMAN: Yes. Come with me, Hugo.

**Now listen to Part 2 again.**

**[The recording is repeated.]**

**That is the end of Part 2.**

**Part 3** Look at the pictures. Now listen and look. There is one example.

**What does Sue want for lunch?**

MAN: Sue, I've got fish for lunch today. Do you want some?

GIRL: No thanks, Dad. Can I have a burger, please?

MAN: OK. With peas and fries?

GIRL: With tomatoes and fries, please.

**Can you see the tick?**

**Now you listen and tick the box.**

**1 Where are Mark's football boots?**

BOY: Mum, where are my football boots? I can't find them.

WOMAN: Are they under your bed, Mark?

BOY: No, and they're not in the kitchen.

WOMAN: I know! They're in the hall, next to the door.

**2 What animals are the children learning about today?**

MAN: My children are at the zoo this afternoon. They're learning about animals.

WOMAN: That's nice. Are they learning about monkeys?

MAN: No, the teacher's telling them about crocodiles today.

WOMAN: Really? My favourites are the elephants.

### 3 Which is Dan's bike?

- GIRL: What a nice bike, Dan. Is it yours?  
BOY: No, that isn't mine. That bike's very small and I'm big now.  
GIRL: So have you got a new bike?  
BOY: No, I've got my brother's dirty old bike, but it's great! I love riding it.

### 4 Who is in the photo?

- BOY: Is that Dad in that old photo, Mum? The young boy?  
WOMAN: Yes, it is (*laughs*). He's with his sister. They're about seven.  
BOY: Who's that with them?  
WOMAN: That's your grandma. She's wearing a beautiful hat.

### 5 What has the dog got in its mouth?

- GIRL: Oh no. What's the dog playing with? It's orange.  
BOY: Oh no! Has it got my ruler again?  
GIRL: I don't know. Is it a crayon?  
BOY: No, look, it's eating a carrot! Well, that's good for it!

### Now listen to Part 3 again.

[The recording is repeated.]

That is the end of Part 3.

### Part 4 Look at the picture. Listen and look. There is one example.

- WOMAN: This is a funny living room. There are lots of ducks in it.  
BOY: Yes, there are. Can I colour one?  
WOMAN: There's a duck on the rug in front of the sofa. You can colour that one.  
BOY: What colour can I make the duck on the rug?  
WOMAN: Would you like to colour it green?  
BOY: Yes, that's nice.

### Can you see the green duck? This is an example.

Now you listen and colour.

#### 1

- WOMAN: Can you see the duck on the bookcase?

BOY: Yes!

WOMAN: Good. You can colour that duck now.

BOY: Can I make the duck on the bookcase purple?

WOMAN: OK. That's a good colour for a duck.

#### 2

BOY: Which duck can I colour now?

WOMAN: The duck under the lamp. You can colour that one now.

BOY: Can I choose the colour?

WOMAN: Yes, what colour would you like?

BOY: Yellow, please.

WOMAN: OK. That's a good colour for the duck under the lamp!

#### 3

WOMAN: Can you find the duck in the girl's arms?

BOY: Oh I see now – the girl in the dress is holding a duck.

WOMAN: That's right. Colour that duck brown.

BOY: OK. I'm colouring it now.

#### 4

WOMAN: Can you do one duck red now?

BOY: OK. That's a good colour for a duck.

WOMAN: There's a duck on the TV. Do that one.

BOY: The duck on the TV. I've got it. I'm doing it now.

#### 5

BOY: Can I colour the duck on the table now, please?

WOMAN: The one between the cakes? Yes, OK.

BOY: I'd like to make that duck grey.

WOMAN: Good. That's a great picture now.

BOY: Thanks.

### Now listen to Part 4 again.

[The recording is repeated.]

That is the end of the Pre A1 Starters Listening Test.

# Test 3 Answers

# Reading and Writing

---

## Part 1 (5 marks)

- 1 ✓
- 2 ✗
- 3 ✓
- 4 ✓
- 5 ✗

## Part 2 (5 marks)

- 1 no
- 2 no
- 3 no
- 4 yes
- 5 yes

## Part 3 (5 marks)

- 1 doll
- 2 train
- 3 plane
- 4 robot
- 5 helicopter

## Part 4 (5 marks)

- 1 garden
- 2 feet
- 3 water
- 4 apples
- 5 night

## Part 5 (5 marks)

- 1 bag
- 2 two
- 3 baby
- 4 banana
- 5 eating